

MFI0800/0805 - Flake Ice Maker



MFI0800 on B55

Features

- Only 21" (533 mm) wide.
- Produces up to 859 lbs (390 kg) of ice per day.
- *SystemSafe* load monitoring system constantly checks workload on gearbox — shutting down system before a problem develops and preventing costly repairs.
- Water sensor eliminates low or no water failures and cannot be affected by adverse water conditions.
- Rugged stainless steel evaporator and auger ensures reliability.
- Industrial-grade roller bearings and heavy duty gearbox provide years of trouble free service.

Options & Accessories

Water Filters			
Ice Machine Model	Manifold		Inline
	System	Replacement	System
MFI0800	IFQ1	IOMQ (1)	IFI4C / IFI8C


Ice Maker Warranty

Every Ice-O-Matic ice maker is backed by a warranty that provides both parts and labor coverage.

Parts & Labor

- Three years **Parts and Labor**.
- Five years **Parts** coverage on the compressor.

Ice Form



Bin Chart

Kits for Combining Wider Bins with Smaller Models

		Ice Storage Bins								
		Model No.	B25	B40	B42	B55	B100	B120	B150	B170
		Capacity	255 lbs (116 kg)	365 lbs (165 kg)	374 lbs (170 kg)	556 lbs (252 kg)	927 lbs (420 kg)	1193 lbs (541 kg)	1499 lbs (679 kg)	1866 lbs (846 kg)
		Width	30 in (762 mm)	30 in (762 mm)	22 in (559 mm)	30 in (762 mm)	48 in (1219 mm)	48 in (1219 mm)	60 in (1524 mm)	60 in (1524 mm)
Kits	MFI0800	KBT19	KBT19	KBT19	KBT24	KBT19	KBT23	KBT23	N/A	N/A
	MFI0800 (2)	N/A	N/A	N/A	N/A	N/A	KBT22	KBT22	N/A	N/A

**See Ice-O-Matic Price List for Adapter Kits to combine ice makers with most available ice/beverage dispensers.*



Distributed By:
 Commercial Refrigeration Service, Inc.
 623-869-8881
 or toll free (866) IceMakers
<http://WWW.866IceMakers.COM>



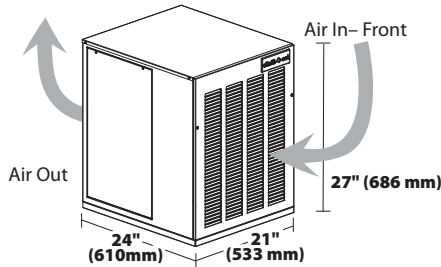
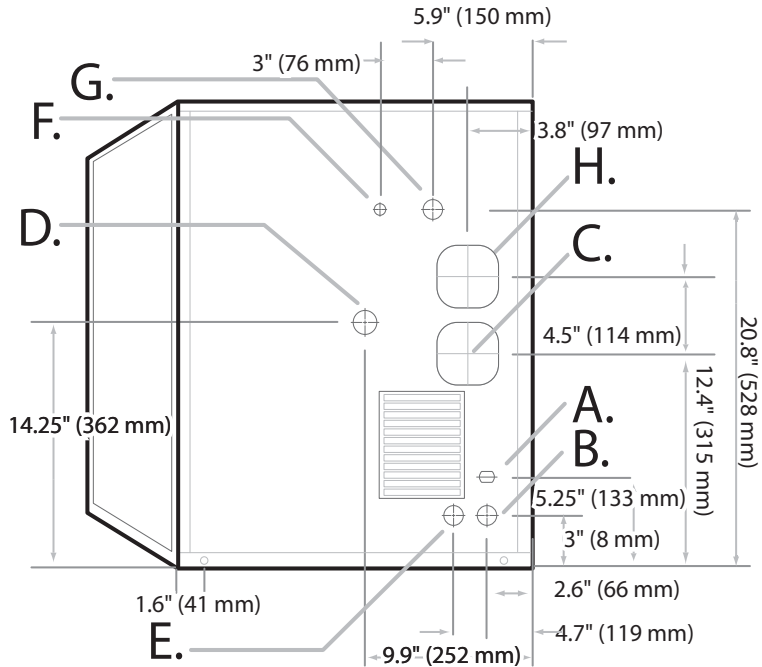
MF10800/0805 Flake Ice Maker

Air Cooled

Please note: air-cooled units require 6" (152 mm) clearance for air intake and exhaust. Please note: air-cooled units require 6" (152 mm) clearance for air intake and exhaust.

Air/Water Cooled & Remote

- A. Ice maker potable water in, 3/8" Male Flare.
- B. Drain, 3/4" FPT.
- C. Hole for electrical connection.
- D. Condenser inlet (water cooled only) 3/8" FPT.
- E. Condenser drain (water cooled only) 1/2" FPT.
- F. Liquid line, 3/8" male coupling for precharged line set (remote only).
- G. Discharge line, 1/2" male coupling for precharged line set (remote only).
- H. Remote condenser junction box (remote only).



Operating Requirements

	Minimum	Maximum	
		60 Hz	50Hz
Ambient Temp. Range Air	50°F (10°C)	100°F (38°C)	110°F (43°C)
Water Temp.	40°F (4.4°C)	100°F (38°C)	90°F (32°C)
Water Pressure	20 PSIG (1.4 BAR)	120 PSIG (8.3 BAR)	

Dimensions

All Models	
W x D x H (inches)	21 x 24 x 27
W x D x H (mm)	533 x 610 x 686

Specifications

Model Number	Cond. Unit	Ice Production per 24hrs		Water Usage per 100lbs (45kg) of ice		kWH Used per 100 lbs (45 kg) of ice @ 90°F/ 32°C air 70°F/21°C water	Voltage	Min. Circuit Amps	Fuse Size	Approx. BTUs per hour
		70°F/21°C air 50°F/10°C water lbs (kg)	90°F/32°C air 70°F/21°C water lbs (kg)	Potable gal (l)	Condenser gal (l)					
MF10800A	Air	768 (348)	579 (263)	12.0 (45.4)	-	4.8	115/60/1	21.0	30	7,400
MF10800W	Water	859 (390)	690 (313)	12.0 (45.4)	86.5 (327.3)	4.9	115/60/1	19.5	30	4,400
MF1800R	Remote*	819 (371)	675 (306)	12.0 (45.4)	-	4.3	115/60/1	23.5	30	5,600
MF10805A	Air	756 (343)	571 (259)	12.0 (45.4)	-	4.2	230/50/1	10.1	15	7,400
MF10805W	Water	737 (334)	604 (274)	12.0 (45.4)	88.7 (335.7)	3.6	230/50/1	9.5	15	??

*Requires GRC1001 Remote Condenser

NOTES:

Number of Wires: 3 (including ground)
 Approx. Shipping Weight lbs (kg): MF10800A 205 (93) • MF10800W 200 (91 kg) • MF10800R 220 (100 kg) • MF10805A 205 (93) • MF10805W 200 (91kg)
 Refrigerant Type: R404A