

REFRIGERATOR MANUFACTURER  
**Turbo air**  
**Chef Bases**

*Super Deluxe Series*

**Exceptional Quality 2 Years Parts and Labor Warranty**

Distributed By:  
 Commercial Refrigeration Service, Inc.  
<http://WWW.IceCubes.NET>  
 623-869-8881 or toll free 866-IceMakers



\* Drawer Pans Not Included

**FEATURES / BENEFITS**

■ **EFFICIENT REFRIGERATION SYSTEM**

Turbo Air's solid door refrigerators are designed with oversized and balanced (CFC Free R-134A) refrigeration systems. These include efficient evaporators and condensers for faster cooling and greater efficiency.

■ **STAINLESS STEEL LOUVER**

Stainless steel louvers ensure even distribution of cold air throughout the interior of the unit. Built to withstand food acids and stains.

■ **STRONG BODY AND DURABLE CONSTRUCTION**

Heavy duty, 304 stainless steel (16 gauges) Chef Base top is manufactured of one-piece reinforced stainless steel to ensure durability.

■ **HIGH-DENSITY POLYURETHANE INSULATION**

Entire cabinet structure and solid doors are formed-in-place using high density, CFC free polyurethane insulation.

■ **DURABLE DRAWER**

Drawers are easy to clean and assemble.

■ **SIDE MOUNT COMPRESSOR UNIT**

Through positioning the compressor to the side, the refrigerator can be serviced without being moved. By innovatively creating a **front breathing feature**, this model can provide high efficiency in narrow spaces.

■ **REFRIGERATOR HOLDS 33°F ~ 38°F FOR THE BEST IN FOOD PRESERVATION**

**\* Top is Insulated to Eliminate Heat Transfer to The Interior of Cabinet**

Model	Drawers	CU./FT.	HP	AMPS	Crated Weight	L D H
TCBE-52SDR	2	11	1/4	5.1	382	52 1/2 x 32 x 20 1/2
TCBE-82SDR	4	19	1/3	6.2	562	83 1/4 x 32 x 20 1/2
TCBE-96SDR	4	23	1/3	6.3	625	96 1/3 x 32 x 20 1/2

## TCBE-52SDR / TCBE-82SDR / TCBE-96SDR SPECIFICATIONS

MODEL	TCBE-52SDR	TCBE-82SDR	TCBE-96SDR
Exterior Dimension (LxDxH)	52.2/7x32x20.1/2	83.4/7x32x20.1/2	96.1/3x32x20.1/2
Cubic Feet	11	19	23
Compressor (HP)	1/4	1/3	1/3
Drawers	2 ea	4 ea	4 ea
Net Weight	360lbs	530lbs	590lbs
Voltage (i) NEMA 5-15P	Ⓜ115V / 60Hz	Ⓜ115V / 60Hz	Ⓜ115V / 60Hz
Cord Length	9.2 ft.	9.2 ft.	9.2 ft.
Plug-In	NEMA 5-15P	NEMA 5-15P	NEMA 5-15P
Pan Q'ty	36 ea	60 ea	72 ea

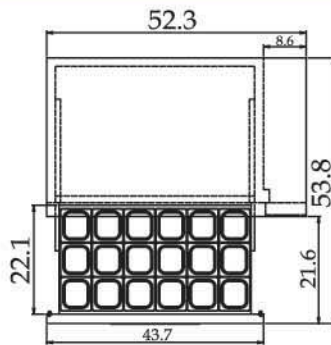
\*Design and specifications subject to change without notice.

- **WARRANTY:** 2 Years Labor and Parts Warranty  
 Additional 3 Years Warranty on Compressor

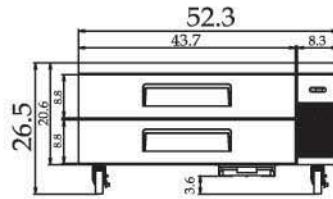
- **DRAWERS**  
 Small drawer holds up to 154 pounds.  
 Big drawer holds up to 242 pounds.
- **COUNTERTOPS**  
 TCBE-52SDR supports up to 788 pounds of equipment. TCBE-82SDR & TBCE-96SDR support up to 1,192 pounds of equipment.
- **SELF-CONTAINED SYSTEM**
- **4" SWIVEL CASTERS**
- **LEGS AVAILABLE FOR ALL MODELS (OPTION)**
- **REMOTE CABINETS AND CONDENSING UNITS AVAILABLE FOR ALL MODELS.**



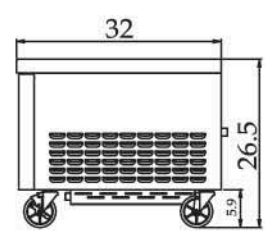
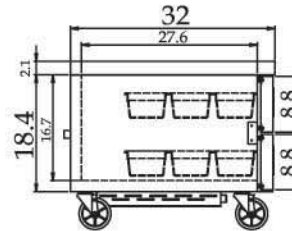
(unit : inch)



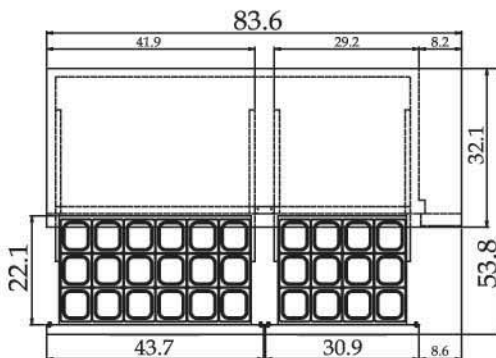
TCBE-52SDR PLAN VIEW



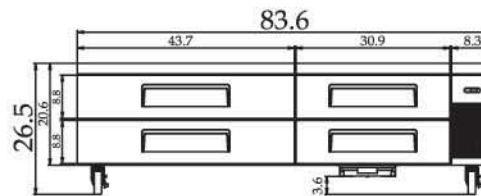
TCBE-52SDR FRONT VIEW



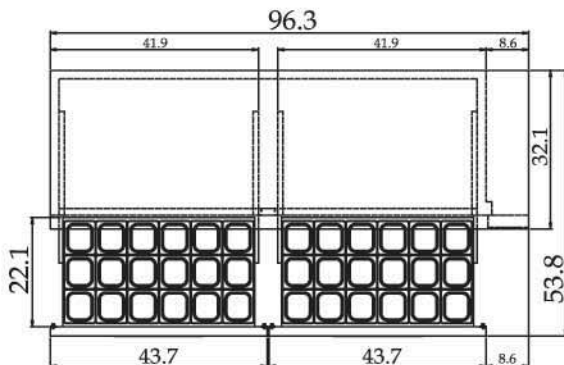
SIDE VIEW



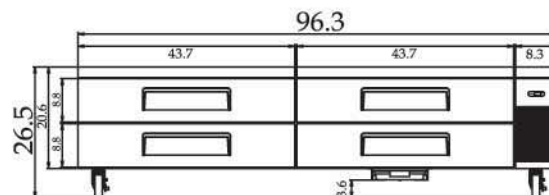
TCBE-82SDR PLAN VIEW



TCBE-82SDR FRONT VIEW



TCBE-96SDR PLAN VIEW



TCBE-96SDR FRONT VIEW